

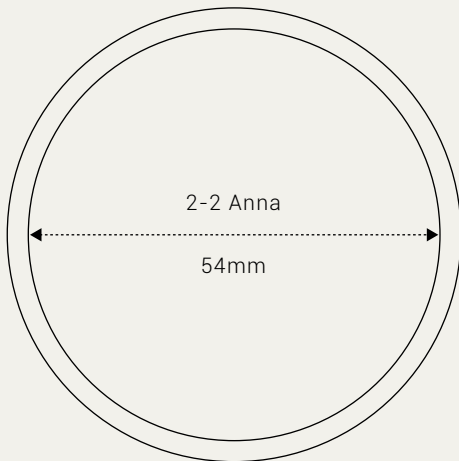
## Method 1.

(If you have a bangle)

### Measuring your bangle:

**Step 1:** Using a ruler, measure the inner edges of your bangle. This is the diameter of your bangle.

**Step 2:** Use the bangle size chart to check the size in mm against the preferred column below. For e.g. if the inner diameter is 54.0mm then the bangle size is 2-2 anna.



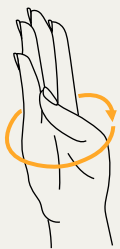
Bangle Size (Anna)	Diameter (mm)
2-0	50.80
2-1	52.40
2-2	54.00
2-3	55.60
2-4	57.20
2-5	58.70
2-6	60.30
2-7	61.90
2-8	63.50
2-9	65.10
2-10	66.70
2-11	68.30

## Method 2.

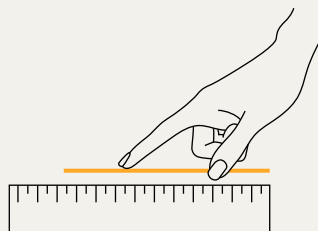
(If you don't have a bangle)

### Measuring your wrist:

For this you will need a string or a piece of paper and a ruler.



**Step 1:** Bring your thumb and little finger together and measure where your hand is the widest as shown in the picture. Mark the intersection where the two end points meet.



**Step 2:** Measure the length between the two end points. This is the circumference of your bangle.

**Step 3:** Use the following chart to determine your bangle size

Bangle Size (Anna)	Circumference (mm)
2-2	169.4
2-4	179.6
2-6	189.5
2-8	199.4
2-10	209.3
2-12	219.5
2-14	229.4
3-0	239.3

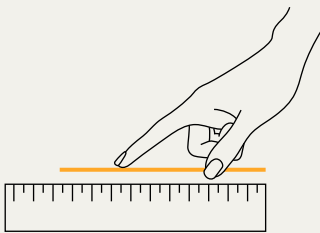
**\*Please Note:** Before printing, make sure that the page scaling is to "None" in your print options. Make sure you are printing on standard 8 ½ x 11 size paper (A4).

**Disclaimer:** Sizes may differ with design. Please get in touch with our customer service team for further guidance.

## Additional Confirmation:

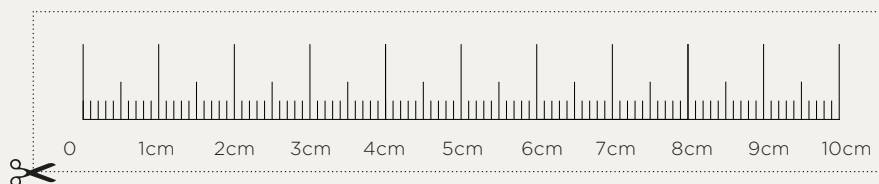


**Step 1:** Wrap a piece of string around your wrist from where you will be wearing the bangle. Make sure it's not too loose nor too tight - it should be comfortably worn! Mark the two meeting points.



**Step 2:** Measure the length between the two end points. This is the circumference of your bangle.

If there is a big difference in this size and the size you derive from method 1 and 2, please get in touch with our customer care team to guide you better.



In case you don't have a ruler, you can use this ruler cut out\*

**\*Please Note:** Before printing, make sure that the page scaling is to "None" in your print options. Make sure you are printing on standard 8 ½ x 11 size paper (A4).

**Disclaimer:** Sizes may differ with design. Please get in touch with our customer service team for further guidance.